

Baldwin MTDS-139

66" x 34.5" x 22"

GENERAL SPECIFICATIONS:

Tub Size	66" x 34.5" x 22"
Bathing Well	length: 61.25" top / 46.5" bottom width: 29.5" top / 26" bottom
Soaker Weight	100 lbs / 45.36 kg
Average Fill	60 gal to above jet level
Maximum Fill	120 gal to overflow
Undermountable	Yes

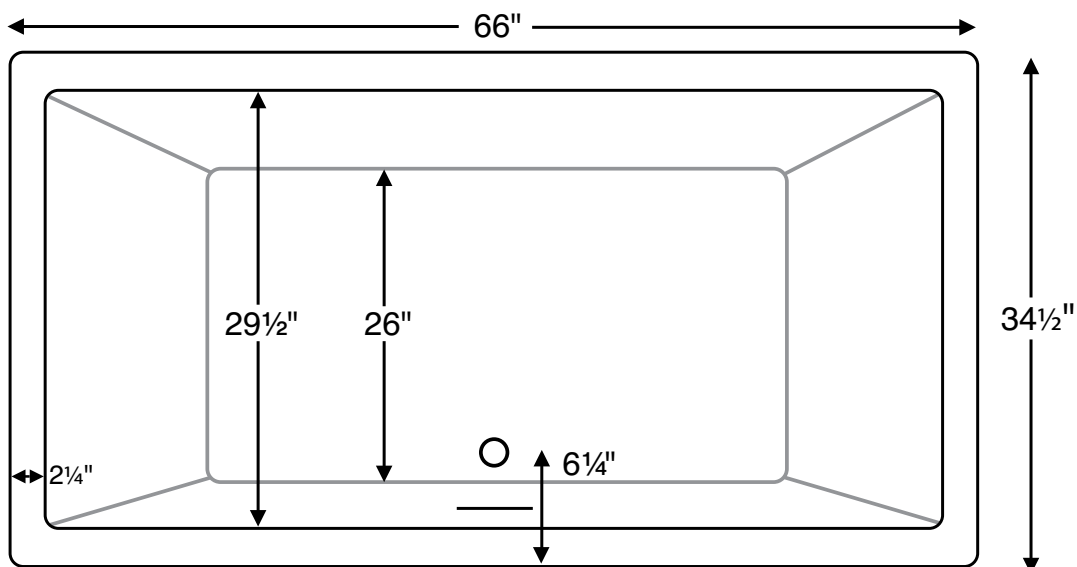
NOTE: Filling this tub to the maximum may require an above average size or dedicated water heater.

ELECTRICAL SPECIFICATIONS:

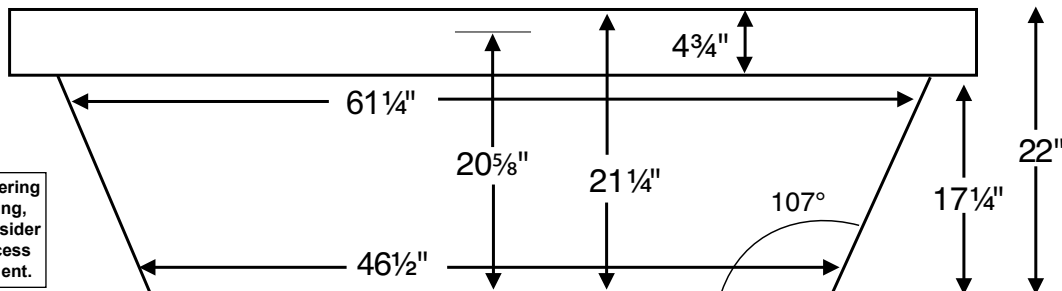
Required Electrical Service	110 Volt
Air Bath or Aria Elite Bath	1-15 amp GFCI

CSA Certified C/US; NAHB Certified; ANSI Z124.1 for plastic tubs and ANSI 112.19.7 for whirlpool components.

NOTE: See electrical specifications page for electrical requirements of options.



Wall mounted fixtures may be necessary due to the narrow flange.



Before ordering or installing, please consider future access to equipment.

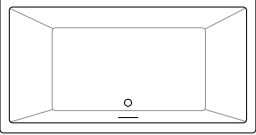
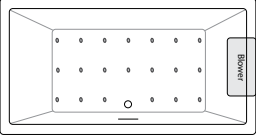
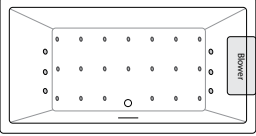
IMPORTANT: If you are planning to use a glass enclosure, MTI must be advised when ordering for possible relocation of controls.

INSTALLATION: Add bedding compound to fully level and support bottom of tub. All tubs with pre-leveled foam base are designed to rest on the floor without additional bedding compound and will add approximately 2-3" to standard tub height. Please measure tub on-site before building tub decking. Measurements are $\pm 1/2"$ and are subject to change without notice. Measurements herein supersede all others published prior to publication date shown below. Control locations may vary. Specifications and configurations are subject to change without notice.



Baldwin MTDS-139
66" x 34.5" x 22"

All air bath packages include a timer for added safety.

Soaker	Soaker (S139)		
	Soaker with integrated overflow and Toe-Tap drain kit included in Chrome		
	\$2,519		
System Aria	Air Bath (AST139)		
	20 air jets, heated blower, pre-leveled foam base, integrated overflow and Toe-Tap drain kit included in Chrome		
Adds approximately 2"-3" to height	\$4,747		
System Aria Elite	Aria Elite Bath (AE139)		
	20 air jets, six 7-port lateral jets (42 air streams), heated blower, 2 LED lights, pre-leveled foam base, integrated overflow and Toe-Tap drain kit included in Chrome		
Adds approximately 2"-3" to height	\$6,309		

COLORS

Standard: White, Bone, Biscuit, Almond

Color Upgrade: See p M-1 for available colors

OPTIONS FOR ALL BATHS (See Section C for details)

• Quick Ship/Priority. Call for availability. (QSPRI)	\$260
• Remote Control (REMOTE) (Air Bath packages only)	\$295
• Radiance® (RAD100) (See p C-23)	\$999
• Stereo H2O® with 2 transducers (STEREOH2O2) (See p C-20)	\$1,559
• Virtual Spout (FPMJ) (See p C-25)	\$220
• Inline Heater Installed / Soaker and Air Bath (HTISOAK)	\$699
• Tub Shield Frameless Enclosure Chrome	\$1,349
Square Hinges (MXSH24C) Oval Hinges (QXSH24C)	
Other finishes available (See p K-13)	
• Acrylic Grab Bars, Curved 9" (set of 2)	\$192
White (GBCW); Bone (GBCB); Almond (GBCAL);	
Biscuit (GBCBS); Clear w/ Chrome Accents (GBCAC)	
Clear w/ Brass Accents (GBCBAC)	
Clear w/ Brushed Nickel Accents (GBCAB)	
• Metal Grab Bars, Modern Straight (one 12" on back wall of tub)	\$228
Chrome (GBMS12C); Brushed Nickel (GBMS12BN)	
Polished Nickel (GBMS12PN)	
• Metal Grab Bars, Curved 9" (set of 2)	\$228
Chrome (GBMCC); Brushed Nickel (GBMCCBN);	
Polished Nickel (GBMCPN)	
• Waste & Overflow Kits (For other available finishes see p C-1)	
Lift & Turn White (WOW)	N/A
Lift & Turn Chrome (WOC)	N/A
Lift & Turn Brushed Nickel (WOBN)	N/A
Cable Driven White, Bone, Biscuit, Almond (WOCDW)	N/A
Cable Driven Chrome (WOC)	N/A
Cable Driven Brass (WOCDBR)	N/A
Cable Driven Oil Rubbed Bronze (WOCDOB)	N/A
Cable Driven Brushed Nickel (WOCDBN)	N/A
Cable Driven Polished Nickel (WOCDPN)	N/A
Toe-Tap Chrome (WOTTC)	STD
Toe-Tap Brushed Nickel Upcharge (WOTTBN)	\$22
Toe-Tap Special Finish Upcharge (WOTTSF)	\$199
• Textured Non-Slip Bottom (TXTBTM) meets ASTM F-462-1994	\$63
• Chromatherapy: digitally controlled LED lighting (LE)	\$499
• Pillows: various shapes and sizes	See p C-12
• Hand-Held Showers, factory-installed	N/A
• Integral Tile Flange 3 sides (ITF) Specify RH or LH Drain	N/A
• Tile Flange Kit Factory-Installed 3 sides – Rigid ABS (TFK3)	\$168

• Tile Flange Kit Field-Installed 3 sides – Rigid ABS (TFKNI)	\$78
• Pre-Leveled Foam Base (PLFOAM) [standard with air baths]	\$143
• Pre-Leveled Frame and Foam Base (PLF)	N/A
• Skirting (note: MTI recommends a Pre-Leveled Frame when ordering a skirt)	
Paintable Wood Skirt (SKW55)	N/A
Stainable Wood Skirt / Cherry (SKCH55)	N/A
Stainable Wood Skirt / Oak or Maple (SKO55)	N/A
One-Piece Traditional Acrylic Raised Panel (SKAO55)	N/A
Acrylic Raised Panel-Look w/ Removable Panels (SKAR55)	N/A
One-Piece Contemporary Acrylic Flat Panel (SKFO55)	N/A
Acrylic Euro-Style w/ Removable Panels (SKE55)	N/A
Acrylic Skirting Color Upgrade (See p M-1)	N/A