

Victoria 2 MTI-9

59.75" x 35.5" x 21.75"

GENERAL SPECIFICATIONS:

Tub Size	59.75" x 35.5" x 21.75"
Bathing Well	length: 50" top / 41" bottom width: 28.25" top / 26" bottom depth at overflow: 15.5"
Plumbed Weight	125 lbs / 56.75 kg
Soaker Weight	100 lbs / 45.40 kg
Average Fill	34 gal to above jet level
Maximum Fill	60 gal to overflow
Undermountable	No

NOTE: Not recommended as a tub / shower combination

ELECTRICAL SPECIFICATIONS:

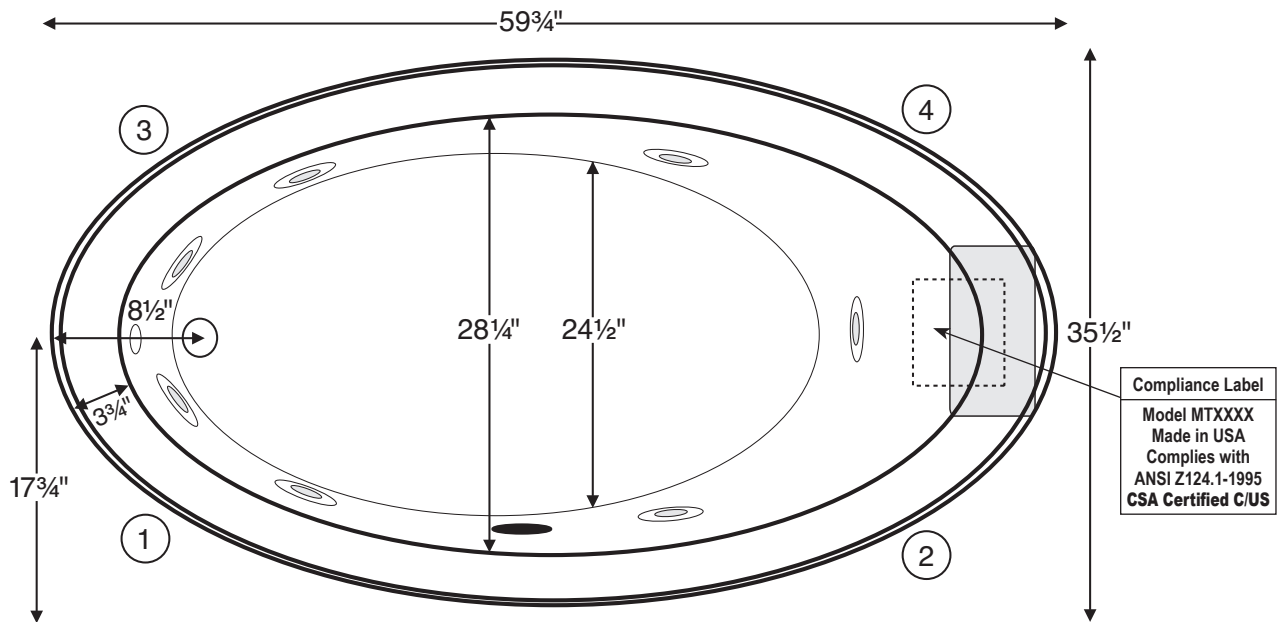
Required Electrical Service	110 Volt
Air Bath or Standard Whirlpool	1-15 amp GFCI
Enhanced Whirlpool	1-20 amp GFCI
Standard Whirlpool w/Air	2-15 amp GFCI
Enhanced Whirlpool w/Air	2-20 amp GFCI

CSA Certified C/US; NAHB Certified; ANSI Z124.1 for plastic tubs and ANSI 112.19.7 for whirlpool components.

NOTE: See electrical specifications page for electrical requirements of options.

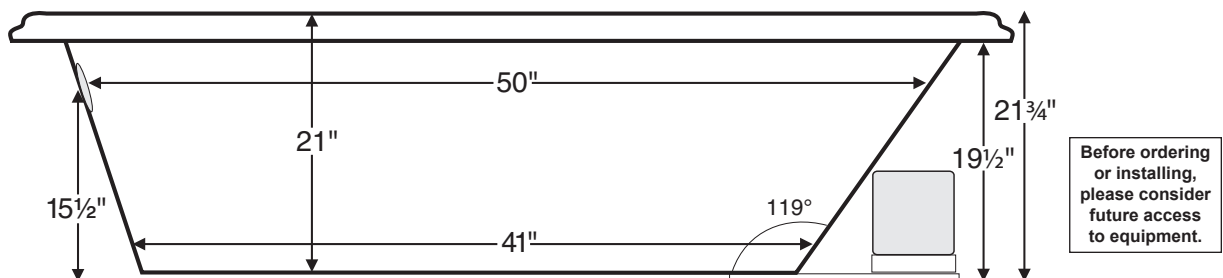


Shown with Standard Therapy Package.



Numbered locations are possible stub-out locations for Fill-Flush, Hand-Held Shower or Breda.

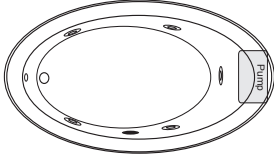
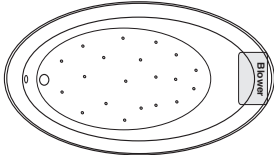
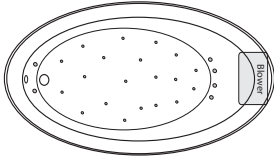
Shown with Enhanced Therapy Package.



INSTALLATION: Add 1"-3" to height of tub for bedding compound. MTI recommends Quickrete Sand Mix. **Air Baths add approximately 2"-3" to height of tub.** Please measure tub before building tub decking. Suction and control locations may vary. Drawing shows best pump location. Alternate locations available—call MTI for details. Measurements are $\pm 1/2"$ and are subject to change without notice. Data herein supersedes all previous prior to publication date shown below. Tubs with more than one pump or blower will require additional service access.



Victoria 2 MTI-9
59.75" x 35.5" x 21.75"

Soaker/Whirlpool	Soaker (S9)	Standard Therapy (P9)	Enhanced Therapy (E9)
 Shown with Standard Therapy Package	Soaker	5 point-massage jets, 1.25 bhp pump	7 point-massage jets, 2 bhp pump and an inline heater
	\$1,159	\$2,211	\$3,450
System Aria	Air Bath (AST9)	Air Whirlpool (AW9)	Air Enhanced (AEW9)
 Adds approximately 2"-3" to height	20 air jets, heated blower and a pre-leveled foam base	5 point-massage jets, 1.25 bhp pump, 20 air jets, heated blower and a pre-leveled foam base	7 point-massage jets, 2 bhp pump, an inline heater, 20 air jets, heated blower and a pre-leveled foam base
	\$3,209	\$4,468	\$5,514
System Aria Elite	Aria Elite Bath (AE9)	Aria Elite Whirlpool (AEAP9)	Aria Elite Enhanced (AEAE9)
 Adds approximately 2"-3" to height	20 air jets, six 7-port lateral jets (42 air streams), 2 LED lights, heated blower and a pre-leveled foam base	5 point-massage jets, 1.25 bhp pump, 20 air jets, six 7-port lateral jets (42 air streams), 2 LED lights, heated blower and a pre-leveled foam base	7 point-massage jets, 2 bhp pump, an inline heater, 20 air jets, six 7-port lateral jets (42 air streams), 2 LED lights, heated blower and a pre-leveled foam base
	\$4,529	\$5,595	\$6,528

COLORS

Standard: White, Bone, Biscuit, Almond

Color Upgrade: See p M-1 for available colors

OPTIONS FOR ALL BATHS (See Section C for details)

• Quick Ship/Priority. Call for availability. (QSPRI)	\$260
• Radiance® (RAD100) (See p C-23)	\$999
• Stereo H2O® with 2 transducers (STEREOH2O2) (See p C-20)	\$1559
• Virtual Spout (FPMJ) (See p C-25)	\$220
• Inline Heater Installed / Soaker and Air Bath (HTISOAK)	\$699
• Tub Shield Frameless Enclosure Chrome	N/A
• Square Hinges (MXSH24C) Oval Hinges (QXSH24C)	
• Other finishes available (See p K-13)	
• Metal Grab Bars Upgrade, Straight 9" (set of 2)	N/A
• Chrome (GBUPC)	
• Brass (GBUPB); Brushed Nickel (GBUPBN)	
• Special Finishes (GBUPSF)	
• Acrylic Grab Bars, Curved 9" (set of 2)	N/A
• White (GBCW); Bone (GBCB); Almond (GBCAL);	
• Biscuit (GBCBS); Clear w/ Chrome Accents (GBCAC)	
• Clear w/ Brass Accents (GBCBAC)	
• Clear w/ Brushed Nickel Accents (GBCAB)	
• Metal Grab Bars, Modern Straight 9" (set of 2)	N/A
• Chrome (GBMS9C); Brushed Nickel (GBMS9BN)	
• Polished Nickel (GBMS9PN)	
• Metal Grab Bars, Curved 9" (set of 2)	N/A
• Chrome (GBMCC); Brushed Nickel (GBMCBN);	
• Polished Nickel (GBMCPN)	
• Waste & Overflow Kits (For other available finishes see p C-1)	
• Lift & Turn White (WOW)	\$132
• Lift & Turn Chrome (WOC)	\$86
• Lift & Turn Brushed Nickel (WOBN)	\$160
• Cable Driven White, Bone, Biscuit, Almond (WOCDW)	\$213
• Cable Driven Chrome (WOCDD)	\$224
• Cable Driven Brass (WOCDBR)	\$300
• Cable Driven Oil Rubbed Bronze (WOCDOB)	\$300
• Cable Driven Brushed Nickel (WOCDBN)	\$280
• Cable Driven Polished Nickel (WOCDPN)	\$324
• Toe-Tap Chrome (WOTTC)	\$162
• Toe-Tap Brushed Nickel (WOTTBN)	\$184
• Textured Non-Slip Bottom (TXTBTM) meets ASTM F-462-1994	\$63
• Chromatherapy: digitally controlled LED lighting (LE)	\$499
• Pillows: various shapes and sizes	See p C-12
• Hand-Held Showers, factory-installed	See p C-24

• Integral Tile Flange 3 sides (ITF) Specify RH or LH Drain	N/A
• Tile Flange Kit Factory-Installed 3 sides – Rigid ABS (TFK3)	N/A
• Tile Flange Kit Field-Installed 3 sides – Rigid ABS (TFKNI)	N/A
• Pre-Leveled Foam Base (PLFOAM) [standard with air baths]	\$143
• Pre-Leveled Frame and Foam Base (PLF)	N/A
• Skirting (note: MTI recommends a Pre-Leveled Frame when ordering a skirt)	
• Paintable Wood Skirt (SKW5)	N/A
• Stainable Wood Skirt / Cherry (SKCH5)	N/A
• Stainable Wood Skirt / Oak or Maple (SKO5)	N/A
• One-Piece Acrylic Traditional Raised Panel (SKAO5)	N/A
• Acrylic Raised Panel-Look w/ Removable Panels (SKAR5)	N/A
• One-Piece Acrylic Contemporary Flat Panel (SKFO5)	N/A
• Acrylic Euro-Style w/ Removable Panels (SKE5)	N/A
• Acrylic Skirting Color Upgrade (See p M-1)	N/A

OPTIONS FOR WHIRLPOOLS ONLY

• Trim Kits *Must be specified at the time of tub order*	
• Chrome (TRC)	\$277
• Brass (TRBR)	\$282
• Brushed Nickel (TRBN); Polished Nickel (TRPON)	\$370
• Oil Rubbed Bronze (TROR) (See p C-37)	\$499
• Special Finish (TRSF) (See p C-37)	\$1313
• Neck Jet Pillows: Rectangular (PINJPR); Oval (PINJPO)	N/A
• Pump Upgrades	
• 2 bhp (PUMP2)	\$144
• 3 bhp (PUMP3)	\$223
• Inline Heater Installed / Whirlpool (HTI)	\$466
• Low Water Sensor/Timer (TF1)	\$370
• Rotary Jets: Can be substituted for Point-Massage Jets (max 2)	See p C-34
• Additional Point-Massage Jets (EJ)	\$235
• Micro-Jets	See p C-35
• Cleaning Systems (See p C-30)	
• Fill-Flush® without valves (FFSO)	\$559
• Simple Touch® without valves (FFE)	\$640
• Breda Valve (Atmospheric Vent Only)	See p C-31
• Breda Valve (Diverter)	See p C-31
• Ozonator Bath Sanitation System (OZONE)	\$499